

KIP TRONIC[®] EVO 2



ELECTRONIC MANAGEMENT SYSTEM FOR INDUSTRIAL VEHICLES

COMPANY
WITH QUALITY SYSTEM
CERTIFIED BY DNV
=ISO 9001/2000=

OMFB
HYDRAULIC COMPONENTS[®]



OMFB
HYDRAULIC COMPONENTS[®]

THE SYSTEM :

KIP TRONIC EVO 2 is the result of OMFB's many years of experience in the Mobile Applications world and comes as the natural development of the first electronic system for the tipper management developed and produced by ourselves.

KIP TRONIC EVO 2 is the ideal tool for operating both tippers, including side/rear doors or the tarpaulin system, and many others vehicle-mounted applications.

For example, you can control actuators or specific sequences, displaying information and/or return signals coming from any sensor installed on a specific circuit.

KIP TRONIC EVO 2 can activate up to 16 outputs - consequently 16 different functions - eight of them with 1 Amp as maximum current absorption, the other eight with 0,5 Amp. Through additional power outputs (relays or Mosfet outputs), it can directly control actuators and electric motors. Furthermore, its electronic card is continuously self-diagnosing the system's efficiency.

SYSTEM'S COMPONENTS:

EXTERNAL UNIT.

Located inside a plastic box, it includes the Logic Unit and the Solenoid Valves, complete with the related emergency Manual Controls to be used in case of electric failure. It must be fixed laterally on the vehicle's chassis in a position easily accessible by the operator.

INTERNAL CABIN UNIT.

A modern and functional design is the main feature of the KIP TRONIC EVO 2 push-button control. The 2.5 mt wired cable allows the driver to control the operations from outside the cabin.

CUSTOMIZATION:

On demand it is possible to personalize the lay-out of the buttons, their functions, the dashboard's colour and the logo. Very useful is the optional backlighting for working in poor light conditions.

CONFIGURATIONS:

✓ TIPPER : (cod. 121.053.02044)

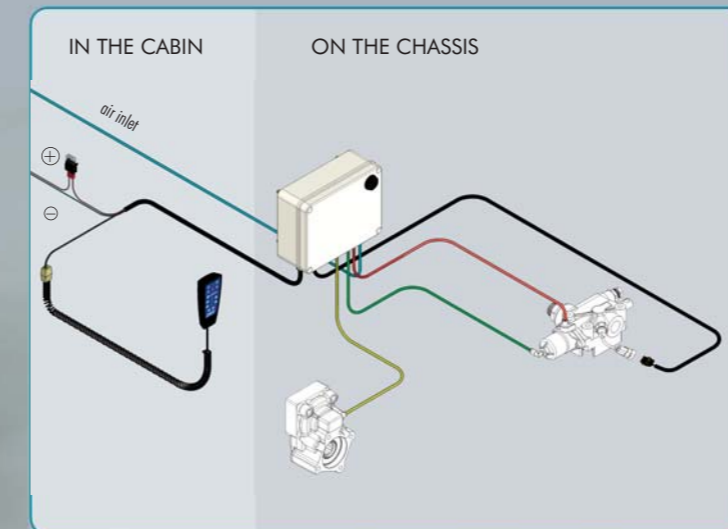
It's the standard configuration and performs the PTO engagement, the tipping and lowering with proportional speed control.

✓ TIPPER, CRANE, TRAILER AND TARPAULIN SYSTEM : (cod. 121.053.02008)

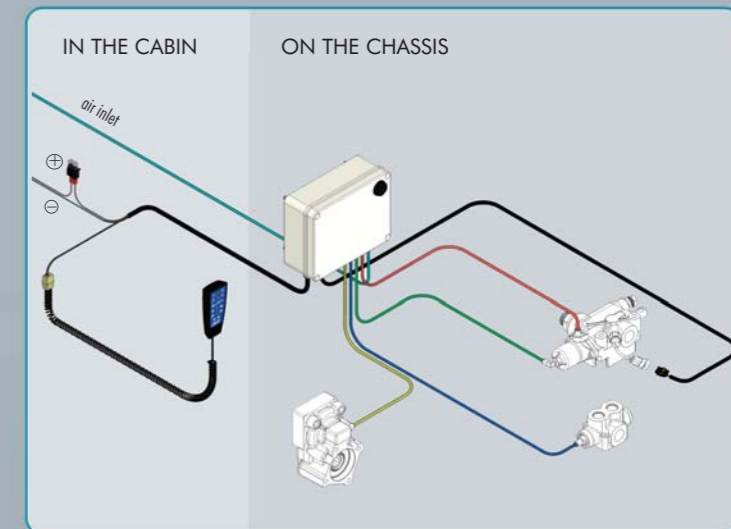
Besides the PTO engagement, the tip and low with proportional speed control, it can operate a pneumatic selector for crane / trailer and the tarpaulin system.

✓ TIPPER, CRANE, TRAILER, TARPAULIN SYSTEM and HYDRAULIC DOORS : (cod. 121.053.02017 - 2026 - 2035)

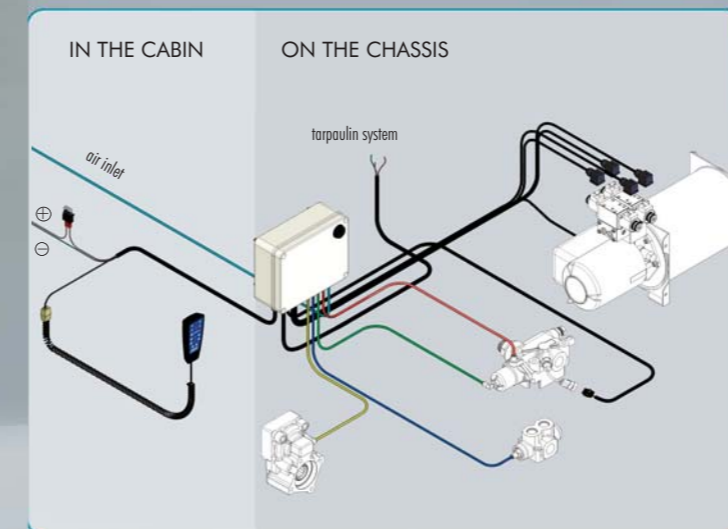
Apart from the standard functions, it can operate also the tarpaulin system and the hydraulic doors (2 side and 1 rear) by means of: a power pack (121.053.02017), a pneumatic manual control valve (121.053.02026) or electric manual control valve (121.053.02035). All these configurations offer the emergency manual controls and can be modified on demand with auxiliary functions.



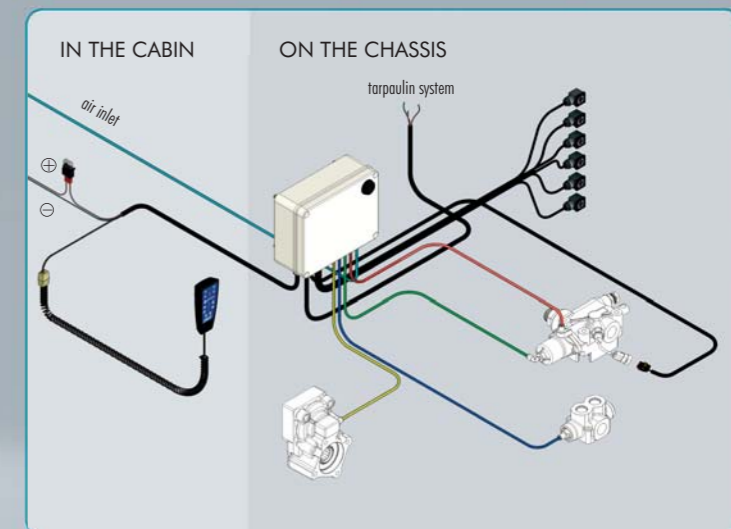
cod. 121.053.02044 - TIP and LOW with LOWERING SPEED REGULATION.



cod. 121.053.02008 - TIP and LOW, SELECTOR for CRANE/TRAILER and TARPAULIN SYSTEM.



cod. 121.053.02017 - Like the code 121.053.02008 + HYDRAULIC DOORS CONTROL through POWER PACK.



Like the code 121.053.02008 + HYDRAULIC DOORS CONTROL by means of: PNEUMATIC MANUAL CONTROL VALVE : code 121.053.02026 or ELECTRIC MANUAL CONTROL VALVE : code 121.053.02035

A FLEXIBLE SYSTEM.

SEVERAL CUSTOM-MADE FUNCTIONS:

- ✓ It recognizes the signals coming from pressure transducers that are monitoring the load weight and/or the load distribution over the axles.
- ✓ It can manage the signals coming from electronic inclinometers.
- ✓ It can store information about the real working time of the application and the maximum pressures reached by the hydraulic circuit. It is very useful for the regular maintenance.
- ✓ It can keep in memory the number of tipping cycles performed by the vehicle.
- ✓ It can operate hooklifts or garbage collection vehicles.
- ✓ Other functions on demand.

ADVANTAGES:

- ✓ Easy and fast installation.
- ✓ Constant monitoring of the system status by means of self-diagnosis.
- ✓ Improvement of the overall tipper's safety level.
- ✓ Possibility of direct interfacing with the vehicle's electronic devices on canbus.




in the CABIN:
Ergonomic Control Unit fixed on the dashboard or near the driver's seat.



Externally:
Wired cable length up to 2,5 mt.



On the CHASSIS:
External Box, housing the wiring, the Logic Unit and the pneumatic connections.



Emergency Controls:
In case of failure you can manually perform the required functions.